

CATALOGUE

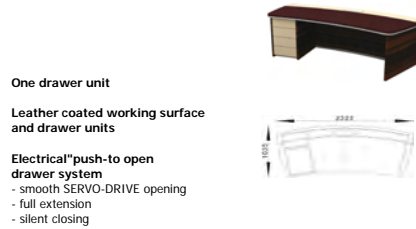
EXECUTIVE DESK WITH DOUBLE DRAWER UNIT



Two drawer units
Leather coated working surface and drawer units
Electrical"push-to open drawer system
- smooth SERVO-DRIVE opening
- full extension
- silent closing

| WxDxH(in mm) | Cat. No. |
|---------------|----------|
| 2322x1035x750 | P.E.001 |

EXECUTIVE DESK WITH SINGLE DRAWER UNIT (L)



One drawer unit
Leather coated working surface and drawer units
Electrical"push-to open drawer system
- smooth SERVO-DRIVE opening
- full extension
- silent closing

| WxDxH(in mm) | Cat. No. |
|---------------|----------|
| 2322x1035x750 | P.E.002 |

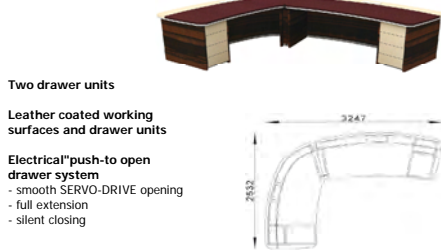
EXECUTIVE DESK WITH SINGLE DRAWER UNIT (R)



One drawer unit
Leather coated working surface and drawer units
Electrical"push-to open drawer system
- smooth SERVO-DRIVE opening
- full extension
- silent closing

| WxDxH(in mm) | Cat. No. |
|---------------|----------|
| 2322x1035x750 | P.E.003 |

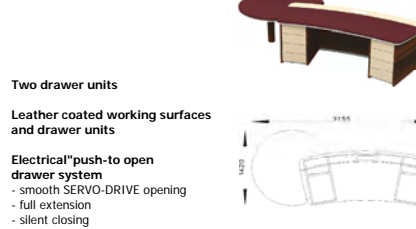
LARGE EXECUTIVE DESK (SHORTER LEFT DESK)



Two drawer units
Leather coated working surfaces and drawer units
Electrical"push-to open drawer system
- smooth SERVO-DRIVE opening
- full extension
- silent closing

| WxDxH(in mm) | Cat. No. |
|---------------|----------|
| 3247X2532X750 | P.E.008 |

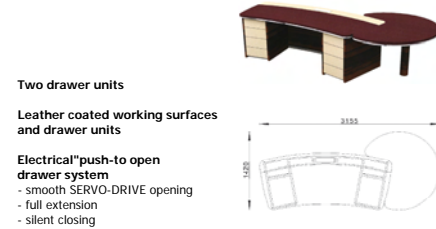
EXECUTIVE DESK WITH DOUBLE DRAWER UNIT AND LEFT ENDING



Two drawer units
Leather coated working surfaces and drawer units
Electrical"push-to open drawer system
- smooth SERVO-DRIVE opening
- full extension
- silent closing

| WxDxH(in mm) | Cat. No. |
|---------------|----------|
| 3155X1420X750 | P.E.004 |

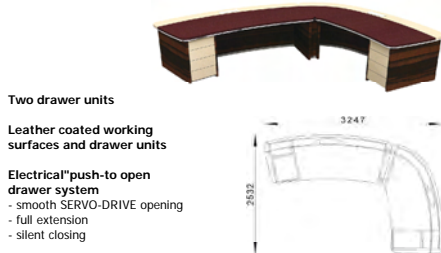
EXECUTIVE DESK WITH DOUBLE DRAWER UNIT AND RIGHT ENDING



Two drawer units
Leather coated working surfaces and drawer units
Electrical"push-to open drawer system
- smooth SERVO-DRIVE opening
- full extension
- silent closing

| WxDxH(in mm) | Cat. No. |
|---------------|----------|
| 3155X1420X750 | P.E.005 |

LARGE EXECUTIVE DESK (SHORTER RIGHT DESK)



Two drawer units
Leather coated working surfaces and drawer units
Electrical"push-to open drawer system
- smooth SERVO-DRIVE opening
- full extension
- silent closing

| WxDxH(in mm) | Cat. No. |
|---------------|----------|
| 3247X2532X750 | P.E.009 |

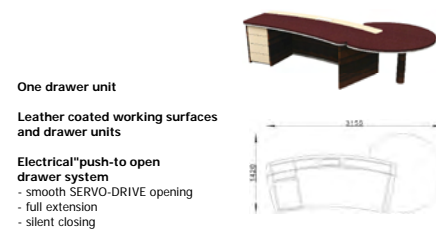
EXECUTIVE DESK WITH SINGLE DRAWER UNIT AND LEFT ENDING



One drawer unit
Leather coated working surfaces and drawer units
Electrical"push-to open drawer system
- smooth SERVO-DRIVE opening
- full extension
- silent closing

| WxDxH(in mm) | Cat. No. |
|---------------|----------|
| 3155x1420x750 | P.E.006 |

EXECUTIVE DESK WITH SINGLE DRAWER UNIT AND RIGHT ENDING



One drawer unit
Leather coated working surfaces and drawer units
Electrical"push-to open drawer system
- smooth SERVO-DRIVE opening
- full extension
- silent closing

| WxDxH(in mm) | Cat. No. |
|---------------|----------|
| 3155x1420x750 | P.E.007 |

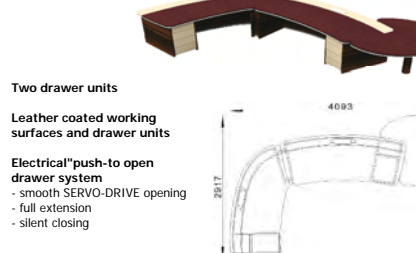
LARGE EXECUTIVE DESK (SHORTER RIGHT DESK) WITH LEFT ENDING



Two drawer units
Leather coated working surfaces and drawer units
Electrical"push-to open drawer system
- smooth SERVO-DRIVE opening
- full extension
- silent closing

| WxDxH(in mm) | Cat. No. |
|---------------|----------|
| 4093X2917X750 | P.E.010 |

LARGE EXECUTIVE DESK (SHORTER LEFT DESK) WITH RIGHT ENDING



Two drawer units
Leather coated working surfaces and drawer units
Electrical"push-to open drawer system
- smooth SERVO-DRIVE opening
- full extension
- silent closing

| WxDxH(in mm) | Cat. No. |
|---------------|----------|
| 4093X2917X750 | P.E.011 |

PRICE LIST

EXPANDED EXECUTIVE DESK



Two drawer units

Leather coated working surfaces and drawer units

Electrical "push-to open" drawer system

- smooth SERVO-DRIVE opening
- full extension
- silent closing



| WxDxH(in mm) | Cat. No. |
|---------------|----------|
| 3260x3260x750 | P.E.012 |

EXPANDED EXECUTIVE DESK WITH LEFT ENDING



Two drawer units

Leather coated working surfaces and drawer units

Electrical "push-to open" drawer system

- smooth SERVO-DRIVE opening
- full extension
- silent closing



| WxDxH(in mm) | Cat. No. |
|---------------|----------|
| 4093x3645x750 | P.E.013 |

EXPANDED EXECUTIVE DESK WITH RIGHT ENDING

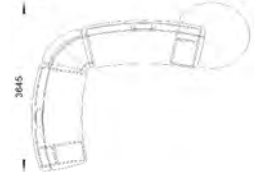


Two drawer units

Leather coated working surfaces and drawer units


Electrical "push-to open" drawer system

- smooth SERVO-DRIVE opening
- full extension
- silent closing



| WxDxH(in mm) | Cat. No. |
|---------------|----------|
| 4093x3645x750 | P.E.014 |

EXECUTIVE CONFERENCE DESK



Elegant table design

- premium materials
- leather and aluminium /gold combination

Two drawer units

Electrical "push-to open" drawer system


- smooth SERVO-DRIVE opening
- full extension
- silent closing



| WxDxH(in mm) | Cat. No. |
|---------------|----------|
| 3715x2200x750 | P.E.015 |

Optional rotatable "Netbox" units

LARGE EXECUTIVE CONFERENCE DESK




Elegant table design

- premium materials
- leather and aluminium /gold combination

Two drawer units

Electrical "push-to open" drawer system

- smooth SERVO-DRIVE opening
- full extension
- silent closing




| WxDxH(in mm) | Cat. No. |
|---------------|----------|
| 6117x2200x750 | P.E.016 |

Optional rotatable "Netbox" units

EXPANSION MODULE

Limitless conference desk expanding

Optional rotatable "Netbox" units



| WxDxH(in mm) | Cat. No. |
|---------------|----------|
| 2400x2200x750 | P.E.017 |

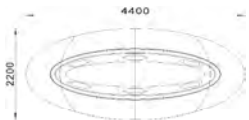
ELLIPTICAL CONFERENCE DESK



Elegant table design

- premium materials
- leather and aluminium /gold combination

Optional rotatable "Netbox" units



| WxDxH(in mm) | Cat. No. |
|---------------|----------|
| 4400x2200x750 | P.E.018 |

LARGE ELLIPTICAL CONFERENCE DESK



Elegant table design

- premium materials
- leather and aluminium /gold combination

Optional rotatable "Netbox" units




| WxDxH(in mm) | Cat. No. |
|---------------|----------|
| 6800x2200x750 | P.E.019 |

EXPANSION MODULE

Limitless conference desk expanding

Optional rotatable "Netbox" units



| WxDxH(in mm) | Cat. No. |
|---------------|----------|
| 2400x2200x750 | P.E.017 |

LEATHER WALL

Leather wall covering

- in beige or brown colour



| WxDxH(in mm) | Cat. No. |
|--------------|----------|
| 1000x19x2500 | P.E.020 |

LEATHER WALL WITH GLASS SHELVING

Leather wall covering

- two glass shelves with optional lightning
- "holder-free" shelving
- in beige or brown colour



| WxDxH(in mm) | Cat. No. |
|--------------|----------|
| 1000x19x2500 | P.E.021 |

LEATHER WALL WITH GLASS SHELVING

Leather wall covering

- five glass shelves with optional lightning
- "holder-free" shelving
- in beige or brown colour



| WxDxH(in mm) | Cat. No. |
|--------------|----------|
| 1000x19x2500 | P.E.021 |

PRICE LIST

LEATHER WALL WITH DRAWER UNIT

- Leather wall covering**
- in beige or brown colour
- Electrical "push to open" drawer unit**
- smooth on touch opening
 - full extension
 - silent closing
 - inside lightning
 - excellent durability



| WxDxH(in mm) | Cat. No. |
|---------------|----------|
| 1000x489x2500 | P.E.023 |

LEATHER WALL WITH GLASS SHELVING AND DRAWER UNIT

- Leather wall covering**
- two glass shelves with optional lightning
 - "holder-free" shelving
 - in beige or brown colour
- Electrical "push to open" drawer unit**
- smooth on touch opening
 - full extension
 - silent closing
 - inside lightning
 - excellent durability



| WxDxH(in mm) | Cat. No. |
|---------------|----------|
| 1000x489x2500 | P.E.024 |

LEATHER WALL WITH CABINET UNIT

- Leather wall covering**
- in beige or brown colour
- Manual "push-to-open" doors**
- inside lightning
 - door knobs free, on touch opening
 - excellent durability
 - easy cleaning



| WxDxH(in mm) | Cat. No. |
|---------------|----------|
| 1000x489x2500 | P.E.025 |

LEATHER WALL WITH GLASS SHELVING AND CABINET UNIT

- Leather wall covering**
- two glass shelves with optional lightning
 - "holder-free" shelving
 - in beige or brown colour
- Manual "push-to-open" doors**
- inside lightning
 - door knobs free, on touch opening
 - excellent durability
 - easy cleaning



| WxDxH(in mm) | Cat. No. |
|---------------|----------|
| 1000x489x2500 | P.E.026 |

SHORT CABINET*

- Manual "push-to-open" doors**
- inside lightning
 - door knobs free, on touch opening
 - premium materials (leather/high gloss)
 - in beige or brown colour

*Optional TV lift system



| WxDxH(in mm) | Cat. No. |
|---------------|----------|
| 2460x400x1106 | P.E.027 |

LARGE CABINET*

- Manual "push-to-open" doors**
- inside lightning
 - door knobs free, on touch opening
 - premium materials (leather/high gloss)
 - in beige or brown colour


*Optional TV lift system



| WxDxH(in mm) | Cat. No. |
|---------------|----------|
| 3600x400x1106 | P.E.028 |

Rotatable Netbox (BASIC)


- Netbox unit**
- 3 built-in socket outlets
 - press button to release socket outlet
 - aluminium housing
 - black plastic inserts



| LxW(in mm) | Cat. No. |
|------------|----------|
| 268x109 | P.E.029a |

Rotatable Netbox (UPGRADED)

- Netbox unit**
- 2 built-in socket outlets
 - 2 RJ45 port
 - press button to release socket outlet
 - aluminium housing
 - black plastic inserts



| LxW(in mm) | Cat. No. |
|------------|----------|
| 268x109.5 | P.E.029b |

Rotatable Netbox (ADVANCED)

- Netbox unit**
- 2 built-in socket outlets
 - 1 RJ45 port
 - 1 VGA port
 - 2 USB ports
 - press button to release socket outlet
 - aluminium housing
 - black plastic inserts



| LxW(in mm) | Cat. No. |
|------------|----------|
| 321x109 | P.E.029c |

TV lift system

- Lift system**
- remote controlling
 - up to 42"/107 cm plasma or LCD
 - horizontal and vertical alignment
 - aluminium coated



| TV lift system | Cat. No. |
|----------------|----------|
| | P.E.030 |

LED lighting for glass shelves

- Lightning**
- elegant and stylish lights behind shelves
 - glass shelves edge illumination
 - for one shelves



| LED lightning | Cat. No. |
|---------------|----------|
| | P.E.031 |

Inside decoration

- Stone decoration**
- white stones
 - cacti
 - price for expansion module: 290,00 € / one expansion module



| Standard quantity | Cat. No. |
|-------------------------------|----------|
| For executive conference desk | P.E.032 |

PRICE LIST

LCD lift system

LCD Monitor lift system

- suitable for conference and executive tables
- horizontal and vertical alignment, adjustable viewing angle
- remote and manual controlling
- up to 17" LCD monitors
- stainless steel coated
- synchronized movement



| | |
|-----------------|-----------------|
| | Cat. No. |
| LCD lift system | P.E.033 |

Video splitter

8 port video splitter

- suitable for conference tables
- source video input can be directed to eight video outputs for monitors
- suitable for SVGA, VGA, XGA, and Multisync monitors /TVs
- transmission distance of up to 210 feet / 64 meters
- simultaneous viewing



| | |
|----------------|-----------------|
| | Cat. No. |
| Video splitter | P.E.034 |

Matrix switcher

8x8 VGA & Audio matrix switcher

- suitable for conference tables
- variable routing of high resolution computer-video and stereo audio signals
- inputs: VGA female 15-pin HD connectors; Audio on 3.5 mm stereo mini jacks
- outputs: Video female 15-pin HD connectors; Audio captive screw connectors
- QuickSwitch Front Panel Controller
- RS-232 control port
- simultaneous viewing and audio



| | |
|-----------------|-----------------|
| | Cat. No. |
| Matrix switcher | P.E.035 |